

CLEO STREET

HI-STREET SHOPPING



CLEO COUNTY, SECTOR - 121, NOIDA



CLEO STREET

HI-STREET SHOPPING

CLEO COUNTY, SECTOR - 121, NOIDA

- Three level shopping arcade
 - Rich catchment area
- Surrounded by all major residential societies
 - All road/green-belt facing shops
 - Low Maintenance Charges
- Presized dedicated signage for each shop
 - Back up Facility

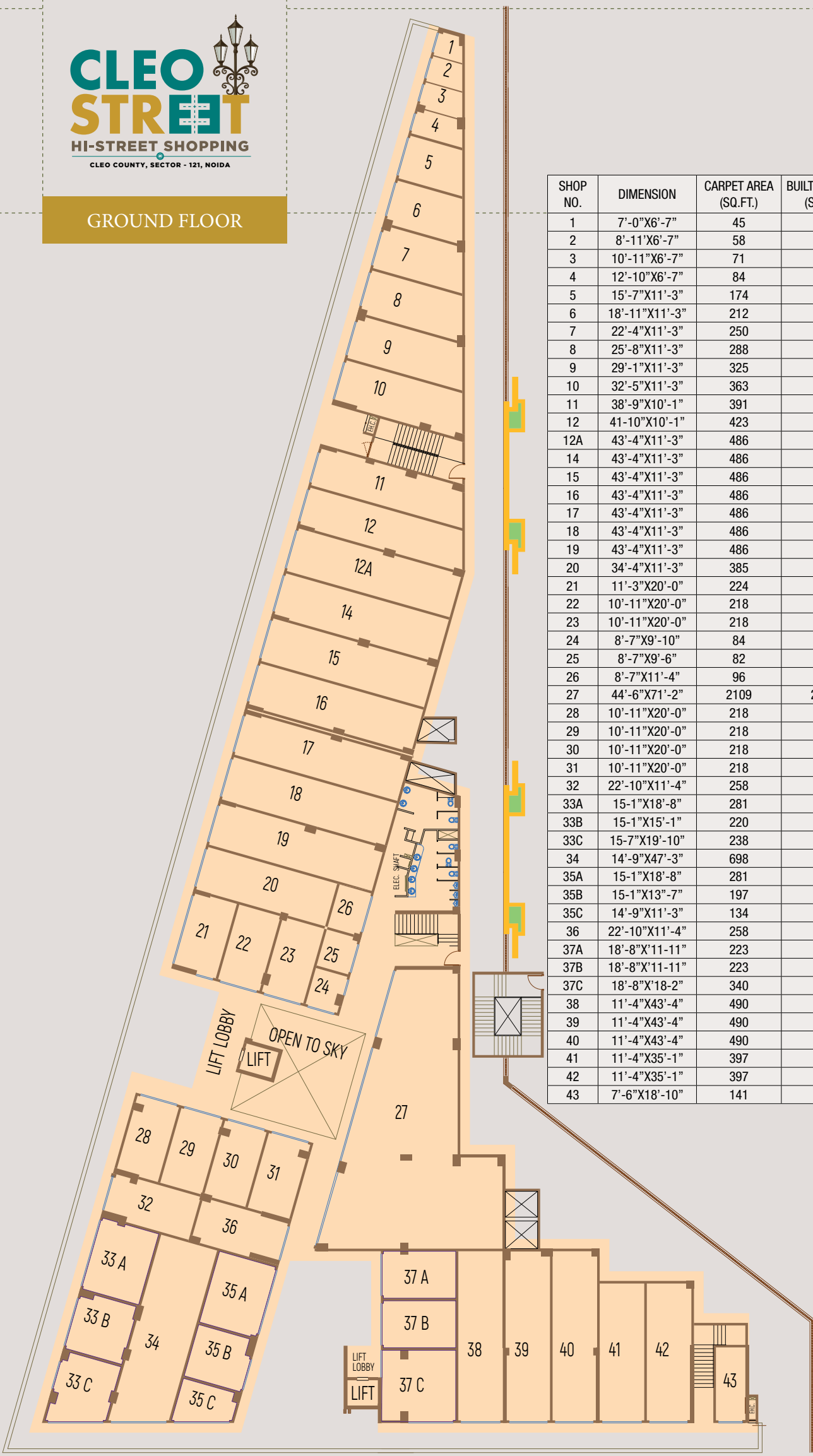




THIS NEW AGE SHOPPING STREET IS COMING UP AT THE HEART OF THE RESIDENTIAL PROJECT CLEO COUNTY. CLEO STREET WILL BE AN ULTRA MODERN SHOPPING COMPLEX AND WILL CATER TO THE RETAIL AND OTHER NEEDS OF THE RESIDENTS LIVING IN THE VICINITY. WITH STATE-OF-THE-ART MODERN FACILITIES AND ASTONISHING DESIGN, CLEO STREET WILL HAVE MAXIMUM FOOTFALL MAKING IT EQUALLY PERFECT FOR THE PEOPLE INTERESTED IN INVESTING.

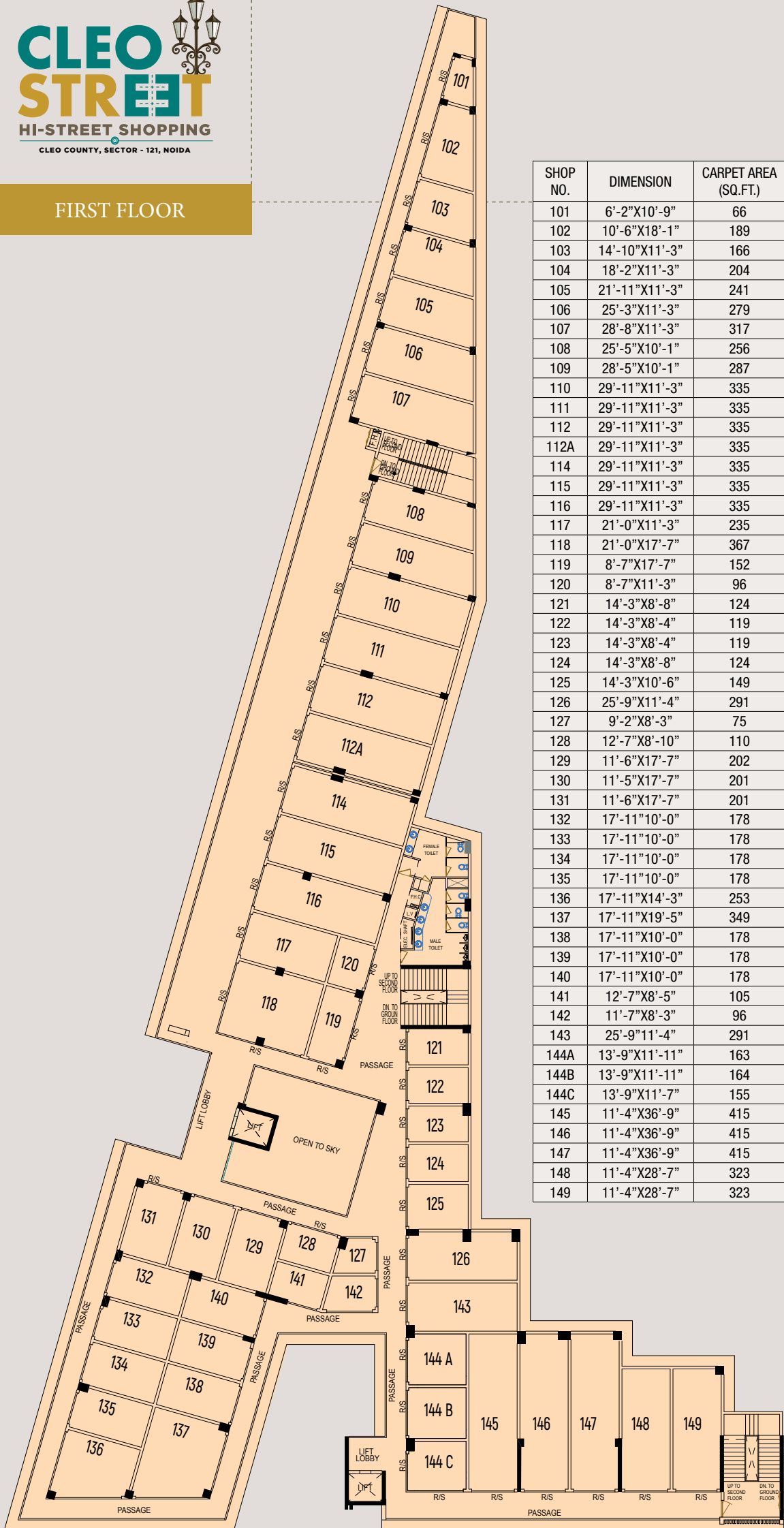


GROUND FLOOR



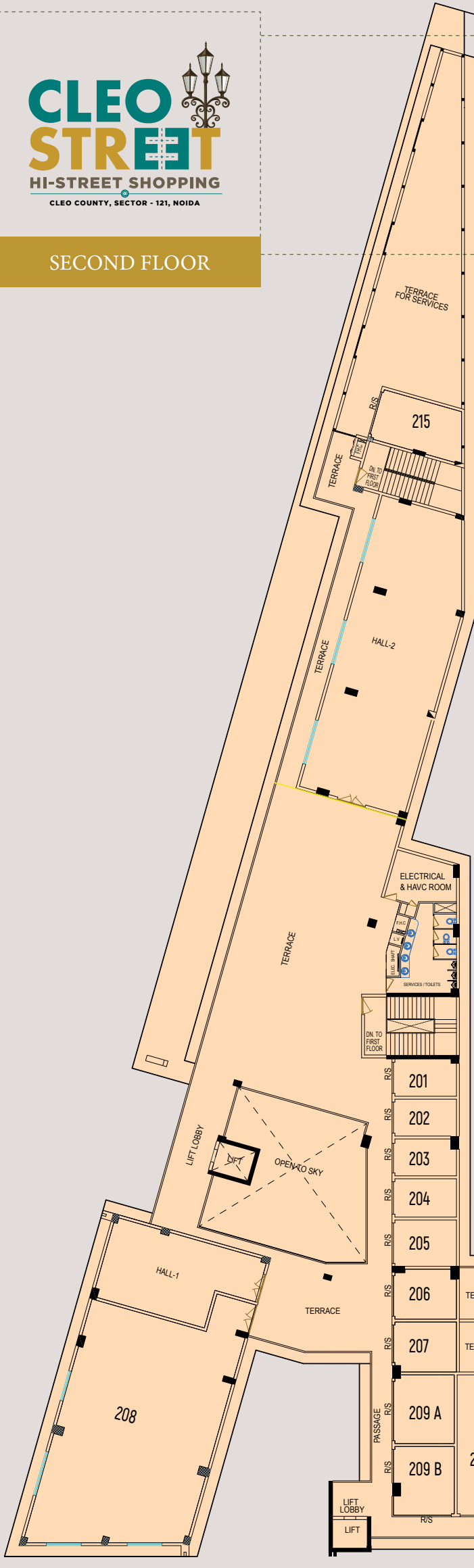
SHOP NO.	DIMENSION	CARPET AREA (SQ.FT.)	BUILT-UP AREA (SQ.FT.)	SUPER AREA (SQ. FT.)
1	7'-0"X6'-7"	45	58	88
2	8'-11"X6'-7"	58	68	103
3	10'-11"X6'-7"	71	82	123
4	12'-10"X6'-7"	84	98	147
5	15'-7"X11'-3"	174	197	295
6	18'-11"X11'-3"	212	237	355
7	22'-4"X11'-3"	250	277	415
8	25'-8"X11'-3"	288	317	475
9	29'-1"X11'-3"	325	357	535
10	32'-5"X11'-3"	363	397	595
11	38'-9"X10'-1"	391	429	643
12	41'-10"X10'-1"	423	462	692
12A	43'-4"X11'-3"	486	526	790
14	43'-4"X11'-3"	486	526	790
15	43'-4"X11'-3"	486	526	790
16	43'-4"X11'-3"	486	541	811
17	43'-4"X11'-3"	486	541	811
18	43'-4"X11'-3"	486	526	790
19	43'-4"X11'-3"	486	526	790
20	34'-4"X11'-3"	385	416	624
21	11'-3"X20'-0"	224	246	369
22	10'-11"X20'-0"	218	239	358
23	10'-11"X20'-0"	218	239	358
24	8'-7"X9'-10"	84	97	146
25	8'-7"X9'-6"	82	94	141
26	8'-7"X11'-4"	96	110	165
27	44'-6"X71'-2"	2109	2210	3315
28	10'-11"X20'-0"	218	246	369
29	10'-11"X20'-0"	218	239	358
30	10'-11"X20'-0"	218	239	358
31	10'-11"X20'-0"	218	246	369
32	22'-10"X11'-4"	258	281	421
33A	15'-1"X18'-8"	281	312	467
33B	15'-1"X15'-1"	220	245	368
33C	15'-7"X19'-10"	238	272	409
34	14'-9"X47'-3"	698	740	1110
35A	15'-1"X18'-8"	281	313	469
35B	15'-1"X13'-7"	197	224	336
35C	14'-9"X11'-3"	134	157	236
36	22'-10"X11'-4"	258	281	421
37A	18'-8"X11'-11"	223	244	366
37B	18'-8"X11'-11"	223	244	366
37C	18'-8"X18'-2"	340	364	545
38	11'-4"X43'-4"	490	526	790
39	11'-4"X43'-4"	490	530	795
40	11'-4"X43'-4"	490	533	800
41	11'-4"X35'-1"	397	432	648
42	11'-4"X35'-1"	397	436	653
43	7'-6"X18'-10"	141	165	248

FIRST FLOOR



SHOP NO.	DIMENSION	CARPET AREA (SQ.FT.)	BUILT-UP AREA (SQ.FT.)	SUPER AREA (SQ. FT.)
101	6'-2"X10'-9"	66	84	125
102	10'-6"X18'-1"	189	215	323
103	14'-10"X11'-3"	166	188	282
104	18'-2"X11'-3"	204	228	342
105	21'-11"X11'-3"	241	268	402
106	25'-3"X11'-3"	279	308	462
107	28'-8"X11'-3"	317	348	522
108	25'-5"X10'-1"	256	284	426
109	28'-5"X10'-1"	287	317	476
110	29'-11"X11'-3"	335	367	551
111	29'-11"X11'-3"	335	367	551
112	29'-11"X11'-3"	335	367	551
112A	29'-11"X11'-3"	335	377	566
114	29'-11"X11'-3"	335	377	566
115	29'-11"X11'-3"	335	367	551
116	29'-11"X11'-3"	335	367	551
117	21'-0"X11'-3"	235	257	385
118	21'-0"X17'-7"	367	394	590
119	8'-7"X17'-7"	152	169	253
120	8'-7"X11'-3"	96	110	165
121	14'-3"X8'-8"	124	143	214
122	14'-3"X8'-4"	119	138	206
123	14'-3"X8'-4"	119	138	206
124	14'-3"X8'-8"	124	143	214
125	14'-3"X10'-6"	149	170	255
126	25'-9"X11'-4"	291	324	486
127	9'-2"X8'-3"	75	87	131
128	12'-7"X8'-10"	110	126	189
129	11'-6"X17'-7"	202	222	333
130	11'-5"X17'-7"	201	221	331
131	11'-6"X17'-7"	201	227	340
132	17'-11"10'-0"	178	197	296
133	17'-11"10'-0"	178	197	296
134	17'-11"10'-0"	178	197	296
135	17'-11"10'-0"	178	197	296
136	17'-11"X14'-3"	253	275	412
137	17'-11"X19'-5"	349	375	562
138	17'-11"X10'-0"	178	198	296
139	17'-11"X10'-0"	178	198	296
140	17'-11"X10'-0"	178	198	296
141	12'-7"X8'-5"	105	119	179
142	11'-7"X8'-3"	96	110	164
143	25'-9"11'-4"	291	320	480
144A	13'-9"X11'-11"	163	182	273
144B	13'-9"X11'-11"	164	182	273
144C	13'-9"X11'-7"	155	176	265
145	11'-4"X36'-9"	415	448	672
146	11'-4"X36'-9"	415	448	678
147	11'-4"X36'-9"	415	448	682
148	11'-4"X28'-7"	323	354	530
149	11'-4"X28'-7"	323	357	536

SECOND FLOOR



SHOP NO.	DIMENSION	CARPET AREA (SQ.FT.)	BUILT-UP AREA (SQ.FT.)	SUPER AREA (SQ. FT.)	OPEN TERRACE (SQ. FT.)
201	14'-3"X8'-8"	124	143	214	
202	14'-3"X8'-4"	119	138	206	
203	14'-3"X8'-4"	119	138	206	
204	14'-3"X8'-8"	124	143	214	
205	14'-3"X10'-6"	149	170	255	
206	14'-3"X11'-4"	156	324	486	141
207	14'-3"X11'-4"	159	320	480	137
208	35'-9"X57'-11"	1931	2065	3098	
Hall-1	26'-3"X18'-8"	579	643	965	
209A	13'-9"X15'-5"	213	234	352	
209B	13'-9"X15'-5"	209	234	352	
210	11'-4"X31'-10"	360	389	583	
211	11'-4"X23'-7"	263	393	589	98
212	11'-4"X23'-7"	263	396	593	100
212A	11'-4"X23'-7"	267	295	442	
214	11'-4"X23'-7"	267	298	448	
215	19'-0"X11'-6"	229	263	395	

LOCATION MAP



LOCATIONAL ADVANTAGES

- 10 Min. Drive from DND via Elevated Road
- Situated at one of the most prime location of Noida
- On 70m wide & straight road from Kalindi Kunj
- Located amidst Industrial, IT Hub & fully inhabited residential area
- Proposed Metro station in Sector -121

Map not to scale

CLEO STREET

HI-STREET SHOPPING


CLEO COUNTY, SECTOR - 121, NOIDA



ABA CORP.
—greenovations—

I V County Pvt. Ltd., Corp. Office: A-39, Sector-63, Noida, U.P. | Site Office: GH-5, Sector-121, Noida, U.P.
Phone : +91-120-4237000 | Mob : +91-98999 98444 | info@abacorp.in | www.abacorp.in

Follow us on: www.facebook.com/ABACORP.IN www.twitter.com/aba_corp



Disclaimer : While every attempt has been made to ensure the accuracy of the plans shown, all measurements, positioning, fixtures, fittings and any other data shown are an approximate interpretation for illustrative purposes only and are not to scale. No responsibility is taken for any error, omission, mis-statement or use of data shown. The company reserves the right to make changes in the plans, specifications, dimensions and elevations without any prior notice. 1 sq. ft. = 0.0929 sq. mt., 1 sq. mt. = 10.764 sq. ft, 1 ft. = 0.305 mt and 1 mt = 3.281 ft.

Super Area : Super Area is (i) the entire area of the said flat enclosed by its periphery walls, including half of the area under common walls between two flats, and full area of walls in other case; area under columns, cupboards, window projections and balconies; and (ii) proportionate share of service areas to be utilized for common use and facilities, including but not limited to lobbies, staircase, circulating areas, lifts, shafts, passage, corridors, stilt, lift machine room, area for water supply arrangement, maintenance office, security/fire control rooms etc.

Built up Area : Built up area, as per CREDAI definition, shall mean the total Polyline(P.Line) area measured on the outer line of the unit including balconies and /or terrace with or without roof. The outer walls which are shared with another unit shall be computed at 50% Remaining Outer walls are computed at 100%.

Carpet Area : Carpet Area is the net usable floor area of an apartment, excluding the area covered by the external walls, areas under services shafts exclusive balcony or verandah area and exclusive open terrace area, but includes the area covered by the internal partition walls of the apartment.